

Globe Valves Pressure seal Bonnet



Body

The cylindrically shaped valve body prevents distortion or undue stress under extreme working conditions. In addition, adequate padding ensures a sound cast structure in the critical areas. The wall thickness is greater than, or in accordance with API, ANSI and ASME requirements. The close tolerances of the inside diameter of this area are attained by accurate machining and honing finish.

Bonnet

The bonnet is of a steel forging identical to the body to insure high reliability. The bonnet has a perfect body-bonnet seal and both ease of dismantling and reassembly are insured. The body and bonnets of our valve are carefully machined to achieve perfect coaxiality and eliminate any misalignment which may cause damage stems.

Disc

The disc of the globe valves is a loose disc, which freely revolves around the stem, thereby preventing friction and galling with the seating surface when the valve is shut. The outside diameter of the disc is accurately finished and cylindrical in shape to travel along the body guides. A stellite 6 layer is applied to the conical seating surface of the disc. The deposit undergoes a special heat treatment to secure the required hardness and soundness. In addition, the lapped finish ensures a perfect matting with the seats.

Stem

The stem of one-piece construction is heat treated to secure the adequate mechanical properties and surface hardness. Accurate machining and grinding ensure that there is minimized friction during valve opening/closing. The round head of the stem gives a point contact with the inside of the disc housing and thus prevents galling.

Subject to alternation

We reserve the right to make any technical modification. We are not responsible for any error in printing.

Nero pressure seal bonnet Globe Valves

Seat

The Stellite 6 seating surface is integrally applied to the body by means of welding in all valve sizes. Perfect mating of the disc surfaces is achieved by lapping applied to the seating surface.

Back seat

All of the valves are equipped with a backseat to allow packing replacement with the valve fully opened. The conical shape contact seat in the bonnet assembly is integrally stellite faced.

Yoke Sleeve

The standard material of the Yoke Sleeve is nodular NI-resist D2 with over 1150°C (2100°F) dissolution point in conformity with API Std specifications.

Available Body Material

Material	Specification	Material	Specification
Carbon steel	A216 WCB	Alloy 825	UNS N00825
Low temperature Carbon	A352 LCB	Alloy 625	A494 CW6MC
Low temperature Carbon	A352 LCC	Hastelloy C276	A494 CW12MW
5% Cr Steel	A217 C5	Monel 400	A494 M351
9% Cr. Steel	A217 C12	Nickle AL-Bz	B148 C95800
Low temperature 13Cr 4n	A352 CA6NM	Inconel 625	A494 CW6MC
410 stainless steel	A217 CA15	Duplex SS Gr.1	A351 CD4MCu
304 stainless steel	A351 CF8	Duplex SS Gr.2	A890 CE8MN
316 stainless steel	A351 CF8M	Duplex SS Gr.3	A890 CD6MN
317 Stainless steel	A352 CG8M	Duplex SS Gr.5	A890 CE3MN
Alloy 20	A351 CN7M	254SMO	A351 CK3MCuN
Gray iron	A125CLB	940L SS	A351 CN2MCuN
Ductile Iron	A395	Titanium Gr.2	B381 F2

Available Trim Material

Nominal Trim	Material Type	Nominal Trim	Material Type
F6	13Cr	F6 and Hard faced	13Cr Ni-Cr
304	18Cr-8Ni	Monel	Ni-Cu alloy
F310	25Cr-20Ni	316	18Cr-88Ni
Hard F6	Hard 13Cr	Monel and hard faced	Ni-Cu alloy; Trim 5 or 5A
Hard faced	Cu-Cr A	316 and hard faced	18Cr-8Ni; Trim 6 or 5A
Hard faced	Ni- Cr	Alloy 20	19Cr-29Ni
F6 and Hard F6	13 Cr Hard 13Cr	Alloy 20 and Hard faced	19Cr-29Ni; trim 5 or 5A
F6 and hard faced	Cu- CrA		

Rating

ASME class 600 up to ASME class 2500

Option

- Cryogenic service
- Fire safety
- Oxygen service
- Special lining
- Teflon insert


Subject to alternation

We reserve the right to make any technical modification. We are not responsible for any error in printing.

Nero Valves GmbH

Mörfelden – Walldorf / Germany

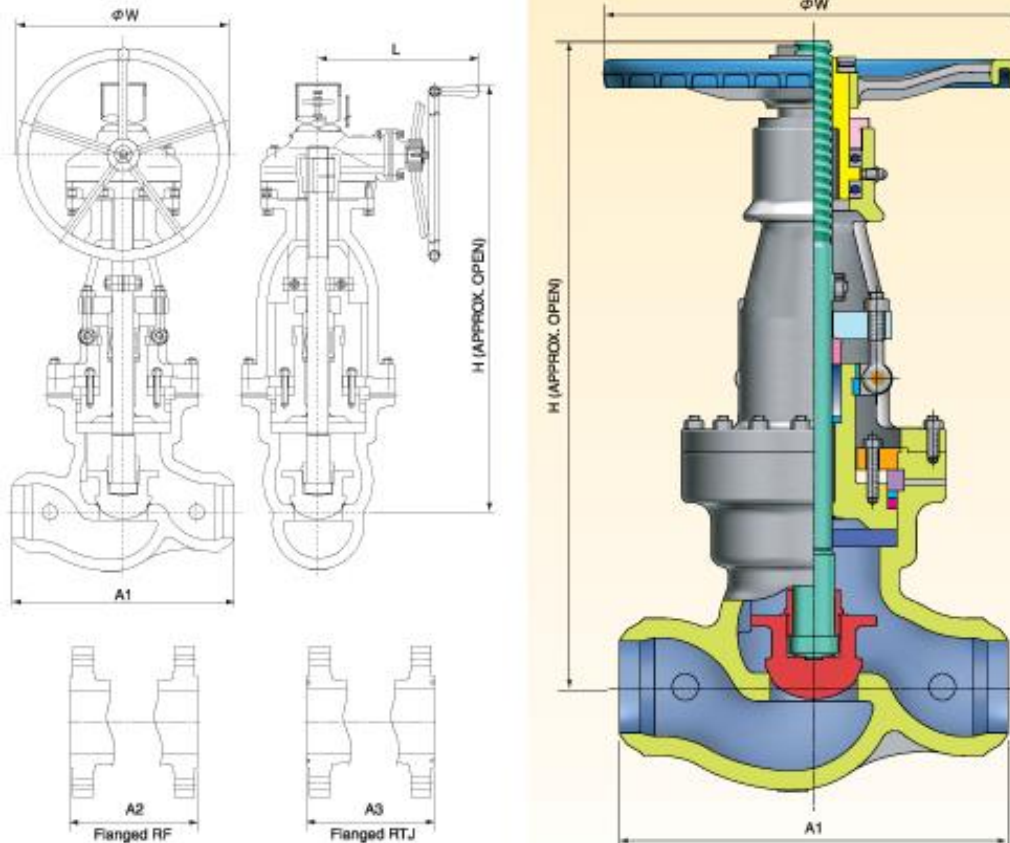
www.nero-valves.com; www.nero-valvesgmbh.de; info@nero-valvesgmbh.de



Solutions you can trust.



Globe Valves
Pressure seal Bonnet
Class 600



Dimensions

VALVE SIZE	in	2	2.5	3	4	6	8	10	12	14	16	
	mm	50	65	80	100	150	200	250	300	350	400	
A1	in	11.5	13.0	14.0	17.0	22.0	23.0	28.0	32.0	35.0	39.0	
	mm	292	330	356	432	559	584	711	813	889	991	
A2	in	11.5	13.0	14.0	17.0	22.0	26.0	31.0	32.2	35.0	39.0	
	mm	292	330	356	432	559	660	787	818	889	991	
A3	in	11.6	13.1	14.1	17.1	22.1	26.1	31.1	33.1	35.1	39.1	
	mm	295	333	359	435	562	664	791	841	892	994	
H	in	19.7	20.8	24.8	25.6	37.6	42.4	55.1	61.0	70.9	85.0	
	mm	500	529	630	650	955	1076	1400	1550	1800	2160	
W	in	19.7	19.7	15.7	17.7	24.8	24.8	24.0	24.0	24.0	29.9	
	mm	500	500	400	450	630	630	610	610	610	760	
L	in	-	-	-	-	15.3	15.3	17.0	20.2	20.2	22.3	
	mm	-	-	-	-	389	389	432	512	512	567	
WEIGHT	RF	lb	99.2	121.2	187.4	297.7	672.5	1367.1	2898.6	4189.5	5997.6	6945.8
		kg	45	55	85	135	305	620	1310	1900	2720	3150
	BW	lb	77.2	99.2	132.3	209.5	507.2	1190.7	2535.8	3792.6	5578.7	6394.5
		kg	35	45	60	95	230	540	1150	1720	2530	2900

Subject to alternation

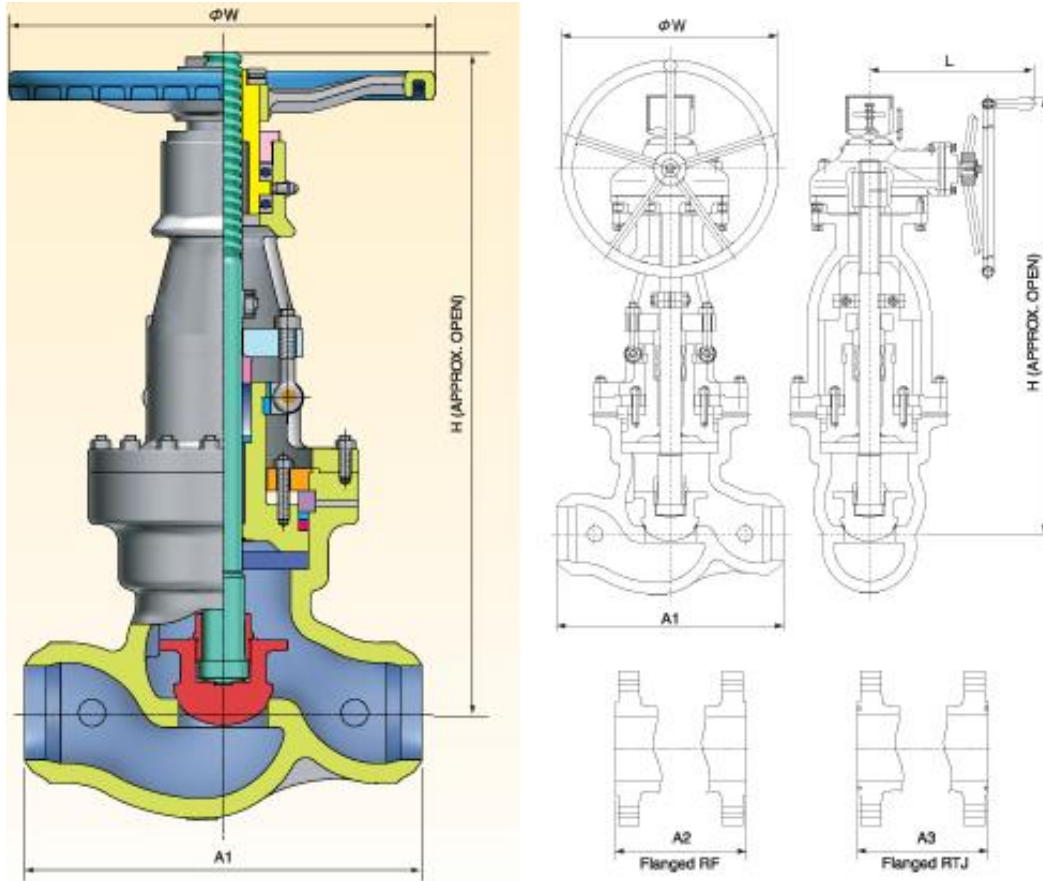
We reserve the right to make any technical modification. We are not responsible for any error in printing.





Globe Valves

Pressure seal Bonnet
Class 900



Dimensions

VALVE SIZE	in	2	2.5	3	4	6	8	10	12	14	16	
	mm	50	65	80	100	150	200	250	300	350	400	
A1	in	14.5	16.5	15.0	18.0	20.0	26.0	31.0	36.0	39.0	43.0	
	mm	368	419	381	457	508	660	787	914	991	1092	
A2	in	14.5	16.5	15.0	18.0	24.0	29.0	33.0	38.0	40.5	44.5	
	mm	368	419	381	457	610	737	838	966	1029	1130	
A3	in	14.6	16.6	15.1	18.1	24.1	29.1	33.1	38.1	40.9	44.9	
	mm	371	422	384	460	613	740	841	968	1038	1140	
H	in	20.7	26.1	24.9	27.0	53.3	53.1	61.0	68.9	78.7	90.9	
	mm	525	663	633	687	1355	1350	1550	1750	2000	2310	
W	in	19.7	19.7	19.7	19.7	28.0	24.0	24.0	24.0	29.9	29.9	
	mm	500	500	500	500	710	610	610	610	760	760	
L	in	-	-	-	-	16.0	17.0	20.2	20.2	22.3	22.3	
	mm	-	-	-	-	406	432	512	512	567	567	
WEIGHT	RF	lb	176.4	242.6	231.5	374.9	626.1	2205	3792.6	5071.5	7396.8	8820
		kg	80	110	105	170	420	1000	1720	2300	3350	4000
	BW	lb	121.3	176.4	176.4	296.7	793.8	1994.5	3361.6	4520.3	6725.3	7938
		kg	55	80	80	130	360	900	1520	2060	3050	3600

Subject to alternation

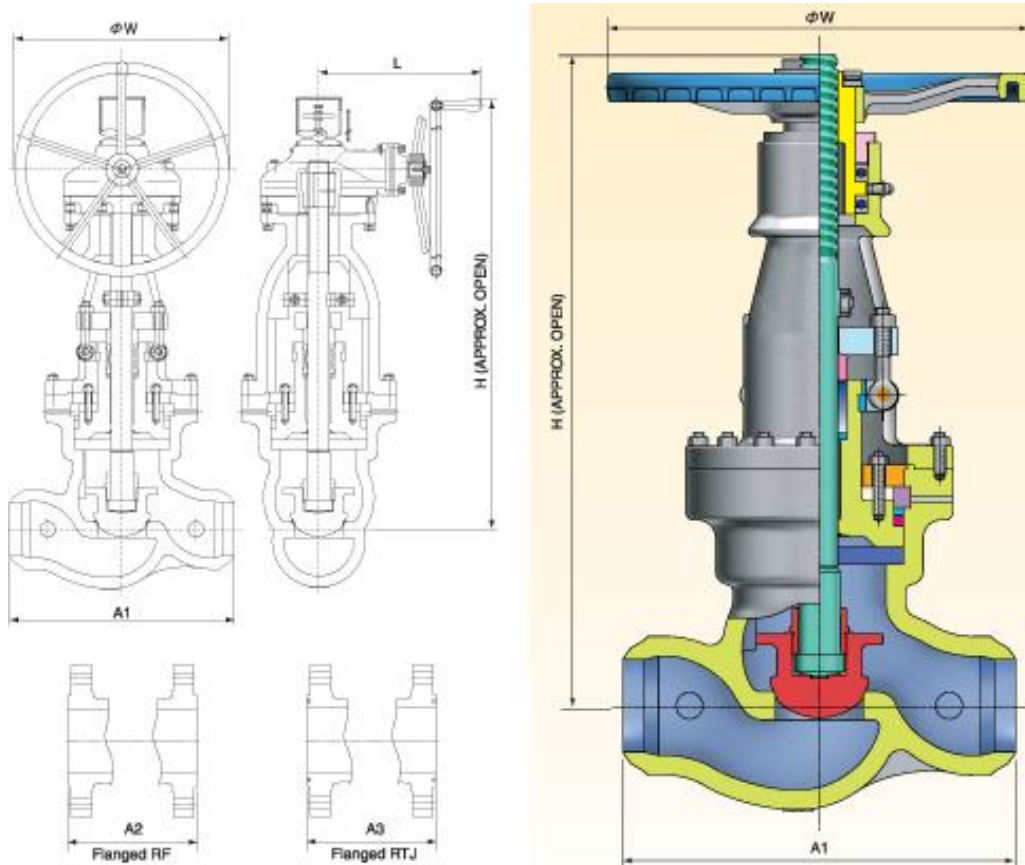
We reserve the right to make any technical modification. We are not responsible for any error in printing.





Globe Valves

Pressure seal Bonnet
Class 1500



Dimensions

VALVE SIZE	in	2	2.5	3	4	6	8	10	12	14	
	mm	50	65	80	100	150	200	250	300	360	360
A1	in	8.5	10.0	12.0	16.0	22.0	28.0	34.0	38.0	42.0	
	mm	368	419	305	406	559	711	864	991	1067	
A2	in	14.5	16.5	18.5	21.5	27.8	32.8	39.0	44.5	49.5	
	mm	368	419	470	546	705	832	991	1130	1257	
A3	in	14.6	16.6	18.6	21.6	28.0	33.1	39.4	45.1	50.2	
	mm	371	422	473	548	711	841	1000	1146	1276	
H	in	20.7	26.1	26.4	34.5	45.9	70.9	78.7	91.0	105.9	
	mm	525	663	671	876	1167	1800	2000	2311	2691	
W	in	19.7	19.7	19.7	19.7	31.5	24.0	29.9	29.9	29.9	
	mm	500	500	500	500	800	610	760	760	760	
L	in	-	-	-	-	18.1	20.2	20.2	20.2	22.3	
	mm	-	-	-	-	461	512	512	512	567	
WEIGHT	RF	lb	176.4	242.6	299.9	496.1	1433.3	3704.4	5909.4	7497	9481.5
		kg	80	110	136	225	650	1680	2680	3400	4300
	BW	lb	121.3	176.4	209.5	352.8	1146.6	3153.2	5027.4	6240.2	7938
		kg	55	80	95	160	520	1430	2280	2830	3600

Subject to alternation

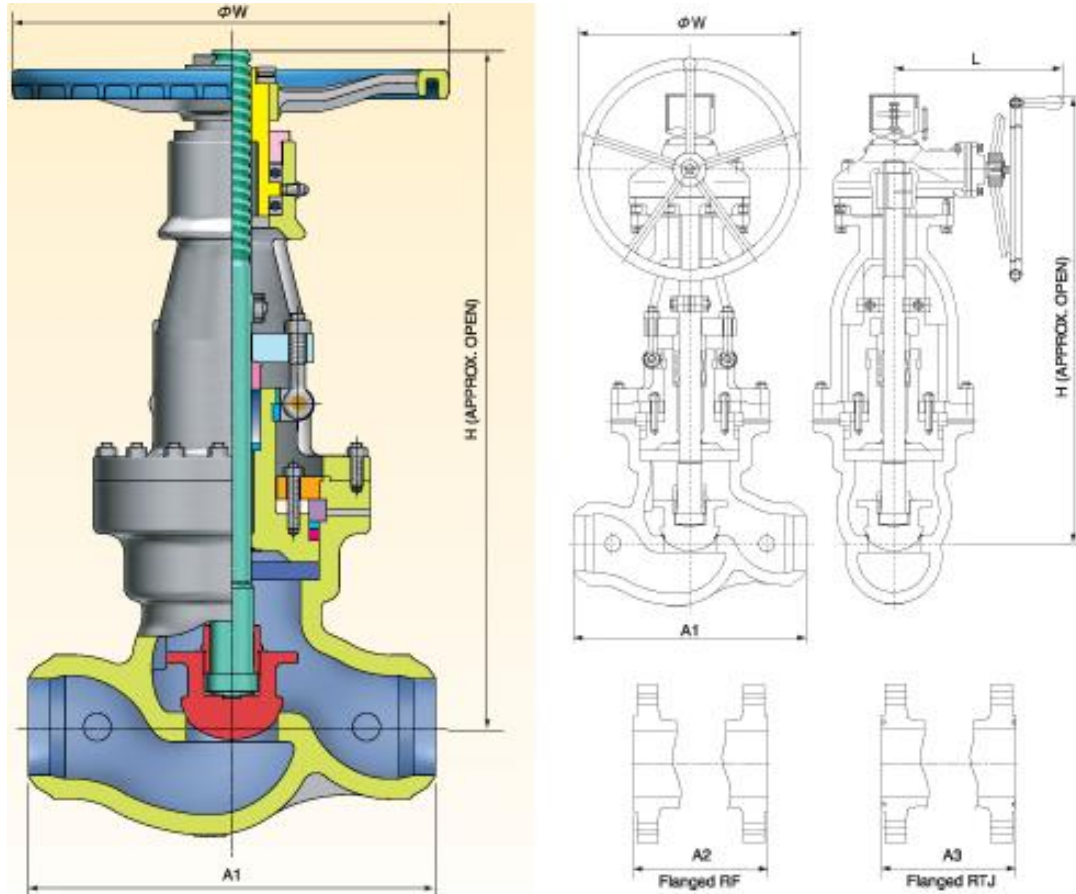
We reserve the right to make any technical modification. We are not responsible for any error in printing.





Globe Valves

Pressure seal Bonnet
Class 2500



Dimensions

VALVE SIZE	in	2	2.5	3	4	6	8	10	12	
	mm	50	65	80	100	150	200	250	300	
A1	in	11.0	13.0	14.5	18.0	24.0	30.0	36.0	41.0	
	mm	279	508	578	457	610	762	914	1041	
A2	in	17.8	20.0	22.0	26.5	36.0	40.3	50.0	56.0	
	mm	451	508	578	673	914	1022	1270	1422	
A3	in	17.9	20.2	23.0	26.9	36.5	40.9	50.9	56.9	
	mm	454	514	584	682	927	1038	1282	1444	
H	in	25.1	28.3	29.3	47.4	53.0	85.0	100.0	106.0	
	mm	637	719	743	1205	1345	2160	2540	2682	
W	in	19.7	19.7	22.0	28.0	35.4	29.9	29.9	29.9	
	mm	500	500	560	710	900	760	760	760	
L	in	-	-	-	16.0	19.1	22.3	22.3	22.3	
	mm	-	-	-	406	486	567	567	567	
WEIGHT	RF	lb	220.5	341.8	463.1	1102.5	2756.3	5252	7276.5	8261
		kg	100	155	210	500	1250	2400	3300	4200
	BW	lb	154.4	242.6	308.7	771.8	2094.8	4410	5512.5	7276.5
		kg	70	110	140	350	950	2000	2500	3300

Subject to alternation

We reserve the right to make any technical modification. We are not responsible for any error in printing.

